



Entering janusGATE Mobile license details

The license details for janusGATE Mobile can be entered either at the time of installation or after the initial installation has been completed.

Existing license details can also be readily altered, e.g. to upgrade an evaluation license to a production license, or extending an evaluation.

1 Entering license details during installation

Begin the installation process by running: janusGATEMobile_x64.msi as per the Administration Guide section 2.2 - Performing the Installation.

When the installation process reaches the License Information dialog:

Enter the appropriate license details, e.g.:

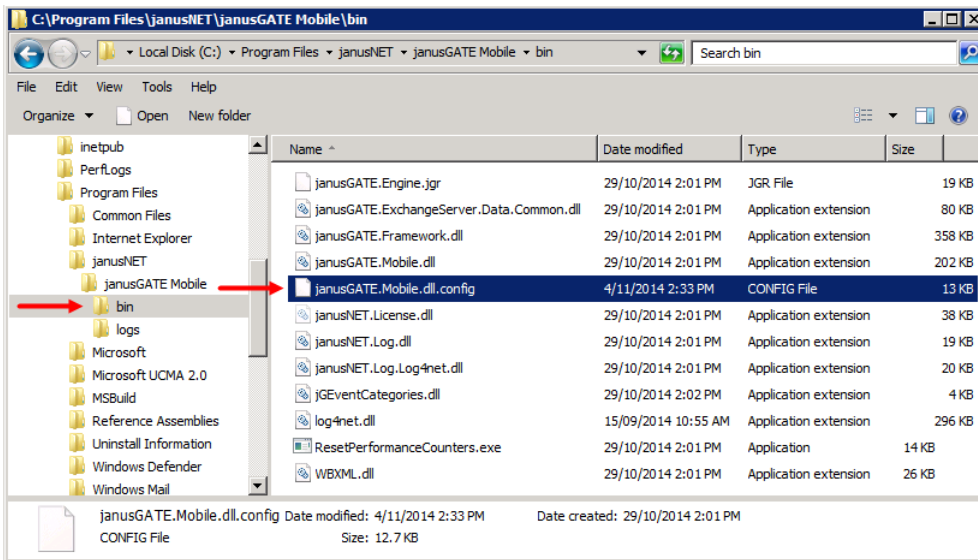
For an Evaluation license:

For a Production License:

Entering license details after installation:

This method can also be used to change existing license details. When a license is being upgraded from an evaluation license to a production license, or when a licence is being extended.

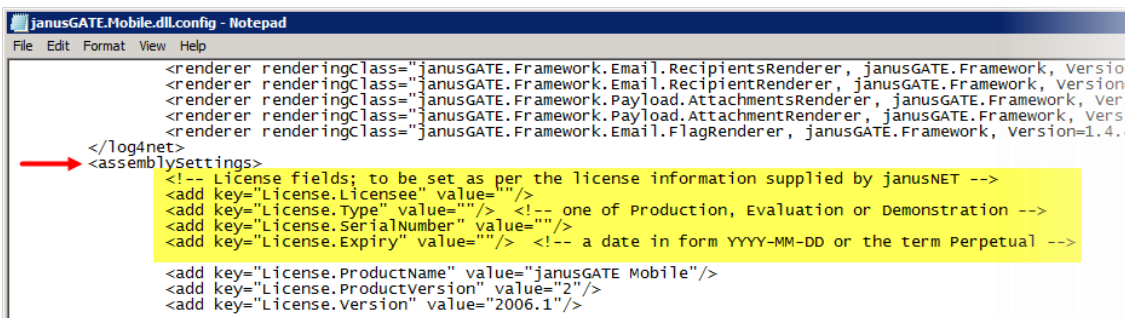
The file: `janusGATE.Mobile.dll.config` needs to be edited. If the default installation location is used, it will be found at `C:\Program Files\janusNET\janusGATE Mobile\bin\janusGATE.Mobile.dll.config`



Edit `janusGATE.Mobile.dll.config` using a text editor such as Notepad.

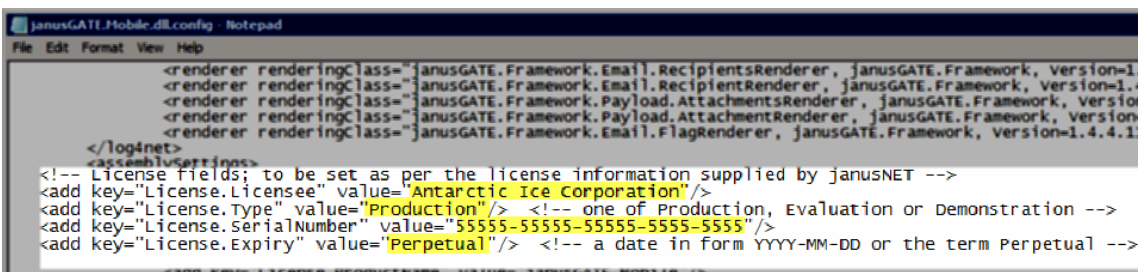
TIP: It is recommended that a backup copy of `janusGATE.Mobile.dll.config` is made before the following edits are made.

Once you have opened `janusGATE.Mobile.dll.config` find the section: `<assemblySettings>` which is approximately half way down the file contents:



Using the text editor, add the appropriate information required for the license that is to be used, e.g.:

For a Production License:



And, for an Evaluation License:

```
janusGATE.Mobile.dll.config - Notepad
File Edit Format View Help
<renderer renderingClass="janusGATE.Framework.Email.RecipientsRenderer, janusGATE.Framework, Version=1.4.0.0, Culture=neutral, PublicKeyToken=8154660e92928030">
</renderer>
<renderer renderingClass="janusGATE.Framework.Email.RecipientRenderer, janusGATE.Framework, Version=1.4.0.0, Culture=neutral, PublicKeyToken=8154660e92928030">
</renderer>
<renderer renderingClass="janusGATE.Framework.Payload.AttachmentsRenderer, janusGATE.Framework, Version=1.4.0.0, Culture=neutral, PublicKeyToken=8154660e92928030">
</renderer>
<renderer renderingClass="janusGATE.Framework.Payload.AttachmentRenderer, janusGATE.Framework, Version=1.4.0.0, Culture=neutral, PublicKeyToken=8154660e92928030">
</renderer>
<renderer renderingClass="janusGATE.Framework.Email.FlagRenderer, janusGATE.Framework, Version=1.4.0.0, Culture=neutral, PublicKeyToken=8154660e92928030">
</renderer>
</log4net>
<!-- License fields; to be set as per the license information supplied by janusNET -->
<add key="License.Licensee" value="janusNET Product Evaluator"/>
<add key="License.Type" value="Evaluation"/> <!-- one of Production, Evaluation or Demonstration -->
<add key="License.SerialNumber" value="55555-55555-55555-5555-5555"/>
<add key="License.Expiry" value="2014-12-31"/> <!-- a date in form YYYY-MM-DD or the term Perpetual -->
```

Save the file and either restart the World Wide Web Publishing Service or recycle the MSEXCHANGESyncAppPool.

Guidelines on recycling the MSEXCHANGESyncAppPool will be found on page 8 of the janusGATE Mobile Administration Guide.